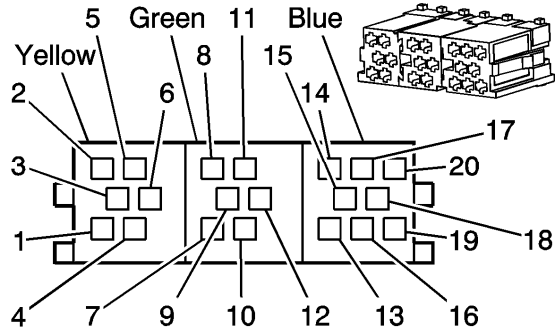


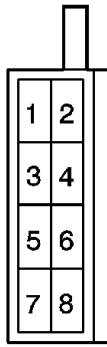
**Radio C1 (w/ U2R & U2S & U2V )**



<b>Connector Part Information</b>	<ul style="list-style-type: none"> <li>• 30220700</li> <li>• 20-Way F (BU/GN/YE)</li> </ul>
-----------------------------------	---

Pin	Wire Color	Circuit Number	Function
1	--	--	Not Used
2	BARE	5344	Voice Prompt Shield
3	--	--	Not Used
4	YE	5342	Voice Prompt Output (+)
5	OG	1544	Information Up Switch Signal
6-7	--	--	Not Used
8	PU	1807	Class 2 Serial Data
9-10	--	--	Not Used
11	PU	1807	Class 2 Serial Data
12	PK	1545	Information Down Switch Signal
13	D-BU	1796	Steering Wheel Controls Signal
14-15	--	--	Not Used
16	WH	5343	Voice Prompt Output (-)
17-18	--	--	Not Used
19	OG	1486	FM Composite Signal
20	--	--	Not Used

**Radio C2 (w/ U2R & U2S & U2V )**

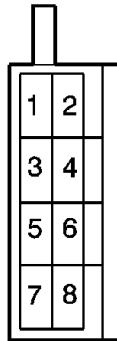


**Connector Part Information**

- 963121-1
- 8-Way F Junior Timer Type (BN)

Pin	Wire Color	Circuit Number	Function
1	--	--	Not Used
2	BARE	2012	Drain Wire
3	L-GN	512	Right Front Low Level Audio Signal (+)
4	L-GN	1948	Right Front Low Level Audio Signal (-)
5	TN	511	Left Front Low Level Audio Signal (+)
6	D-GN	1947	Left Front Low Level Audio Signal (-)
7	BN	818	Vehicle Speed Signal (w/U57)
8	BARE	2011	Drain Wire

Radio C3 (w/ U2R & U2S & U2V )



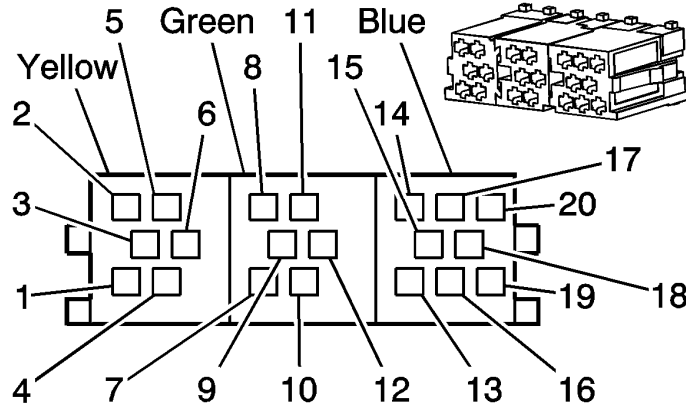
**Connector Part Information**

- 963120-1
- 8-Way F Junior Timer Type (GY)

Pin	Wire Color	Circuit Number	Function
1	--	--	Not Used
2	PU	1375	Remote Radio Control Supply Voltage
3-6	--	--	Not Used

7	RD/WH	2240	Battery Positive Voltage
8	BK/WH	851	Ground

**Radio C1 (w/ U2X & U2V)**

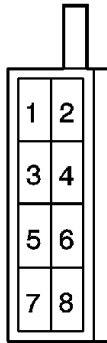


**Connector Part Information**

- 30220700
- 20-Way F (BU/GN/YE)

Pin	Wire Color	Circuit Number	Function
1	--	--	Not Used
2	BARE	5344	Voice Prompt Shield
3	--	--	Not Used
4	YE	5342	Voice Prompt Output (+)
5	OG	1544	Information Up Switch Signal
6	GY	655	Cellular Microphone Signal
7	--	--	Not Used
8	PU	1807	Class 2 Serial Data
9	BARE	1782	Drain Wire
10	--	--	Not Used
11	PU	1807	Class 2 Serial Data
12	PK	1545	Information Down Switch Signal
13	D-BU	1796	Steering Wheel Controls Signal
14-15	--	--	Not Used
16	WH	5343	Voice Prompt Output (-)
17-18	--	--	Not Used
19	OG	1486	FM Composite Signal
20	--	--	Not Used

**Radio C2 (w/ U2X & U2V)**

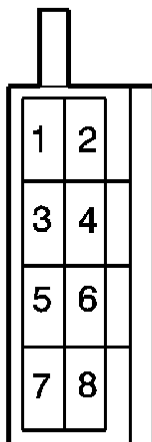


**Connector Part Information**

- 963121-1
- 8-Way F Junior Timer Type (BN)

Pin	Wire Color	Circuit Number	Function
1	--	--	Not Used
2	BARE	2012	Drain Wire
3	L-GN	512	Right Front Low Level Audio Signal (+)
4	L-GN	1948	Right Front Low Level Audio Signal (-)
5	TN	511	Left Front Low Level Audio Signal (+)
6	D-GN	1947	Left Front Low Level Audio Signal (-)
7	BN	818	Vehicle Speed Signal
8	BARE	2011	Drain Wire

Radio C3 (w/ U2X & U2V)

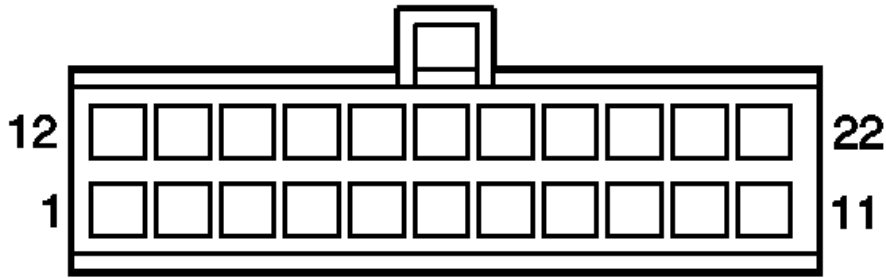


**Connector Part Information**

- 963120-1
- 8-Way F Junior Timer Type (GY)

Pin	Wire Color	Circuit Number	Function
1	BN/WH	367	Remote Radio Left Audio Signal
2	PU	1375	Remote Radio Control Supply Voltage
3	D-GN/WH	368	Remote Radio Right Audio Signal
4	TN/WH	372	Remote Radio Audio Output (-)
5	PK	1487	Antenna Enable Signal
6	BARE	814	Drain Wire
7	RD/WH	2240	Battery Positive Voltage
8	BK/WH	851	Ground

Radio C4 (w/ U2X & U2V)



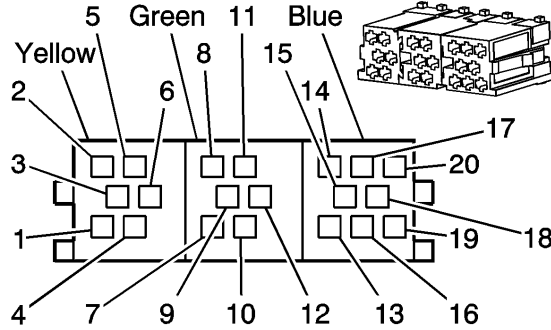
**Connector Part Information**

- 39-01-2295
- 22-Way F (WH)

Pin	Wire Color	Circuit Number	Function
1-5	--	--	Not Used
6	OR	2047	Video Red Signal
7	TN	5146	Video Red (-) Signal
8	D-BU	2048	Video Green Signal
9	BN	5145	Video Green Signal
10	D-GN	2049	Video Blue Signal
11	GY	5144	Video Blue Signal
12-14	--	--	Not Used
15	YE	2355	Navigation Display Serial Data Low
16	TN	2354	Navigation Display Serial Data High

17-19	--	--	Not Used
20	L-GN	2045	Video Synchronization Signal
21	TN/BK	5147	Video Synchronization Signal
22	--	--	Not Used

**Radio C1 (w/ U2Y & U2X)**

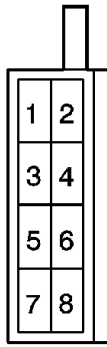


**Connector Part Information**

- 30220700
- 20-Way F (BU/GN/YE)

Pin	Wire Color	Circuit Number	Function
1	--	--	Not Used
2	BARE	5344	Voice Prompt Shield
3	--	--	Not Used
4	WH	5342	Voice Prompt Output (+)
5	OG	1544	Information Up Switch Signal
6	GY	655	Cellular Microphone Low Reference
7	--	--	Not Used
8	PU	1807	Class 2 Serial Data
9	BARE	1782	Drain Wire
10	--	--	Not Used
11	PU	1807	Class 2 Serial Data
12	PK	1545	Information Down Switch Signal
13	D-BU	1796	Steering Wheel Controls Signal
14-15	--	--	Not Used
16	WH	5343	Voice Prompt Output (-)
17-18	--	--	Not Used
19	OR	1486	FM Composite Signal
20	--	--	Not Used

**Radio C2 (w/ U2Y & U2X)**

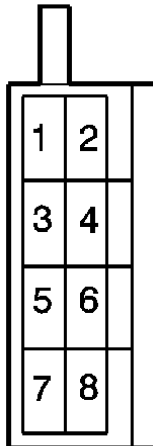


**Connector Part Information**

- 963121-1
- 8-Way F Junior Timer Type (BN)

Pin	Wire Color	Circuit Number	Function
1	--	--	Not Used
2	BARE	2012	Drain Wire
3	L-GN	512	Right Front Low Level Audio Signal (+)
4	L-GN	1948	Right Front Low Level Audio Signal (-)
5	TN	511	Left Front Low Level Audio Signal (+)
6	D-GN	1947	Left Front Low Level Audio Signal (-)
7	BN	818	Vehicle Speed Signal
8	BARE	2011	Drain Wire

**Radio C3 (w/ U2Y & U2X)**

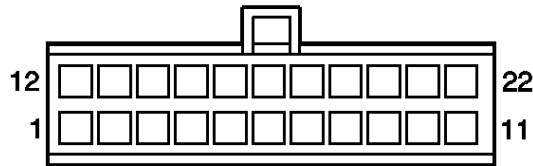


**Connector Part Information**

- 963120-1
- 8-Way F Junior Timer Type (GY)

Pin	Wire Color	Circuit Number	Function
1	BN/WH	367	Remote Radio Left Audio Signal
2	PU	1375	Remote Radio Control Supply Voltage
3	D-GN/WH	368	Remote Radio Right Audio Signal
4	TN/WH	372	Remote Radio Audio Output (-)
5	--	--	Not Used
6	BARE	814	Drain Wire
7	RD/WH	2240	Battery Positive Voltage
8	BK/WH	851	Ground

Radio C4 (w/ U2Y & U2X)



Connector Part Information		<ul style="list-style-type: none"> <li>• 39-01-2225</li> <li>• 22-Way F (WH)</li> </ul>	
Pin	Wire Color	Circuit Number	Function
1-5	--	--	Not Used
6	OG	2047	Video Red Signal (+)
7	TN	5146	Video Red Signal (-)
8	D-BU	2048	Video Green Signal (+)
9	BN	5145	Video Green Signal (-)
10	D-GN	2049	Video Blue Signal (+)
11	GY	5144	Video Blue Signal (-)
12-19	--	--	Not Used
20	L-GN	2045	Video Synchronization Signal (+)
21	TN/BK	5147	Video Synchronization Signal (-)
22	--	--	Not Used